

276963-1 ✓ ACTIVE

AMPOWER

TE Internal #: 276963-1

Ring Terminals & Spade Terminals, Rectangular Tongue, 203 – 253 mm² Wire Size, 375000 – 450000 CMA Wire Size, Stud Size 3/8, AMPOWER

[View on TE.com >](#)



Terminals & Splices > Ring Terminals & Spade Terminals > AMPOWER TERMINAL SLOTTED STUD HOLE



Ring & Spade Terminal Type: **Rectangular Tongue**

Wire Size: **375000 – 450000 CMA**

Stud Size: **3/8**

Stud Diameter: **10.31 mm [.406 in]**

[All AMPOWER TERMINAL SLOTTED STUD HOLE \(4\)](#)

Features

Product Type Features

Stud Size	3/8
Sealable	No

Configuration Features

Number of Holes	2
Terminal Angle	180 °

Body Features

Inspection Slot	No
Weight per Piece	212.281 g

Contact Features

Ring & Spade Terminal Type	Rectangular Tongue
Barrel Type	Closed
Terminal Orientation	Straight
Terminal Plating Material	Tin

Mechanical Attachment

Wire Insulation Support	Without
-------------------------	---------

Dimensions



Wire Size	375000 – 450000 CMA
Stud Diameter	10.31 mm[.406 in]
Tongue Thickness	4.57 mm[.18 in]
Overall Product Length	147.83 mm[5.82 in]

Usage Conditions

Insulation Option	Uninsulated
Operating Temperature Range	-55 – 105 °C[-67 – 221 °F]

Operation/Application

Compatible With Wire Base Material	Copper
Compatible With Wire Plating Material	Tin
Heavy Duty	No

Industry Standards

Government Qualified	No
----------------------	----

Packaging Features

Packaging Quantity	25
Packaging Method	Box

Other

Comment	Electrodeposited Tin Plate per MIL-T-10727., Slotted Stud Hole.
---------	---

Product Compliance

[For compliance documentation, visit the product page on TE.com>](#)

EU RoHS Directive 2011/65/EU	Compliant
EU ELV Directive 2000/53/EC	Compliant
China RoHS 2 Directive MIIT Order No 32, 2016	No Restricted Materials Above Threshold
EU REACH Regulation (EC) No. 1907/2006	Current ECHA Candidate List: JUNE 2022 (224) Candidate List Declared Against: JUL 2021 (219) Does not contain REACH SVHC
Halogen Content	Low Halogen - Br, Cl, F, I < 900 ppm per homogenous material. Also BFR/CFR/PVC Free
Solder Process Capability	Not applicable for solder process capability

Product Compliance Disclaimer

This information is provided based on reasonable inquiry of our suppliers and represents our current actual knowledge based on the information they provided. This information is subject to change. The part numbers that TE has identified as EU RoHS compliant have a maximum concentration of 0.1% by weight in homogenous materials for lead, hexavalent chromium, mercury, PBB, PBDE, DBP, BBP, DEHP, DIBP, and 0.01% for cadmium, or qualify for an exemption to these limits as defined in the Annexes of Directive 2011/65/EU (RoHS2). Finished electrical and electronic equipment products will be CE marked as required by Directive 2011/65/EU. Components may not be CE marked. Additionally, the part numbers that TE has identified as EU ELV compliant have a maximum concentration of 0.1% by weight in homogenous materials for lead, hexavalent chromium, and mercury, and 0.01% for cadmium, or qualify for an exemption to these limits as defined in the Annexes of Directive 2000/53/EC (ELV). Regarding the REACH Regulation, the information TE provides on SVHC in articles for this part number is based on the latest European Chemicals Agency (ECHA) 'Guidance on requirements for substances in articles' posted at this URL: <https://echa.europa.eu/guidance-documents/guidance-on-reach>

Compatible Parts




TE Part # 46754-2
HYP8 AMPOWER 400MCM DIE SET




TE Part # 69653
HYP8 AMPOWER 350MCM 69082 DIE SET

Also in the Series | AMPOWER




Busbar Connectors(13)




Knife Disconnects(15)




PCB Headers & Receptacles(2)




Power Cable Assemblies(7)




Power Contacts(1)



Quick Disconnects(1)



Rectangular Power Connectors(6)



Ring Terminals & Spade Terminals(141)



Splices(40)

Documents

Product Drawings

[TERMINAL,AMPOWER 400MCM](#)

English

CAD Files

[3D PDF](#)

3D

Customer View Model

[ENG_CVM_CVM_276963-1_H.2d_dxf.zip](#)

English

Customer View Model

[ENG_CVM_CVM_276963-1_H.3d_igs.zip](#)

English

Customer View Model

[ENG_CVM_CVM_276963-1_H.3d_stp.zip](#)

English

By downloading the CAD file I accept and agree to the [Terms and Conditions](#) of use.

Datasheets & Catalog Pages

[AMPOWER Terminals and Splices Flyer](#)

English

Product Specifications

[Application Specification](#)

English

Instruction Sheets

[Instruction Sheet \(U.S.\)](#)

English

Agency Approvals

[UL Report](#)

English